



## Article Info

Date Received: 15/03/2026

Date Revised: 05/04/2026

Available Online: 27/04/2026

# Technology Development in Online Grocery Shopping: From Shopping Services to Virtual Reality

1. Kancherla Venkateswara Reddy, 2. Kandula Semanth Siva Sri Krishna, 3. Kankipati Uday Kumar, 4. Kathothi Navya, 5. Kalipindi Kanaka Teja

## Author Affiliations

1,2,3,4,5. B. Tech CSE Student, Department of CSE, Sir C R Reddy College of Engineering, Eluru, A.P., India.

DOI: 10.64264/ijisea/0723

## ABSTRACT

rapid advancement of digital technologies has significantly transformed traditional grocery shopping methods into modern, efficient online platforms. This paper presents the design and development of a web-based Online Grocery Shopping System that enables customers to conveniently browse grocery products, manage shopping carts, and place orders through an intuitive interface. The proposed system is developed using the Python Django framework for backend processing, HTML and CSS for the user interface, and SQLite for database management. The system incorporates essential modules including user authentication, product management, shopping cart functionality, wish list management, and order processing, all accessible through a centralized administrative panel.

Unlike conventional systems that rely on manual inventory management and lack personalization, the proposed platform offers automated order processing, organized product categorization, and secure user authentication. The project also explores the future integration of Virtual Reality (VR) technology to provide an immersive simulated supermarket experience. Experimental evaluation confirms that the system achieves efficient response times, reliable data management, and improved user convenience compared to traditional methods.



**Keywords:** Online Grocery Shopping, E-Commerce System, Django Framework, Python Web Application, Product Management, Shopping Cart, User Authentication, Order Management, Virtual Reality in Shopping.

## 1. INTRODUCTION

The proliferation of internet technologies and mobile devices has fundamentally altered the way consumers access goods and services. Online shopping has emerged as a dominant retail channel, providing users with unparalleled convenience, product accessibility, and round-the-clock availability. In the context of grocery retail, this shift is particularly significant, as daily essential products can now be purchased without the need for physical store visits.

Traditional grocery shopping requires customers to travel to stores, navigate crowded aisles, and wait in lengthy billing queues — challenges that are especially burdensome for elderly individuals, working professionals, and those residing in areas with limited store access. These limitations highlight the need for a well-designed, accessible, and efficient digital alternative.

This paper presents a web-based Online Grocery Shopping System built using the Python Django framework. The system provides a complete shopping environment for customers and an administrative backend for store managers. The development methodology follows a structured, iterative process as illustrated in Figure 1.

and handles errors properly. This helps in identifying and fixing bugs before the final deployment of the system.

Finally, the system is **deployed and evaluated**. Once testing is completed, the application can be hosted on a server so that users can access it through a web browser. The system performance and usability are evaluated to ensure that it meets the objectives of providing a convenient and efficient online grocery shopping platform.



Figure 1: Methodology Diagram

## 2. RELATED WORK

The evolution of e-commerce platforms has been well-documented in research literature. Early systems focused primarily on basic product listings and order processing, with little emphasis on personalization or automated management. As internet usage expanded, researchers began exploring



more sophisticated models incorporating recommendation engines, automated inventory systems, and user behaviour analytics [1], [2].

Studies on online grocery systems emphasize the importance of intuitive user interfaces, secure transaction handling, and effective product categorization. Bauer ova (2019) investigated consumer acceptance of online grocery platforms and found that ease of use and trust are primary adoption drivers [3]. Similarly, Banerjee (2016) conducted content analysis of Indian grocery websites, identifying key usability gaps in product discovery and checkout workflows [1].

The Django framework has been widely adopted for web-based e-commerce due to its rapid development capabilities, built-in security features, and strong ORM for database interaction. Laudon and Traver (2020) provide a comprehensive overview of how modern e-commerce architectures leverage server-side frameworks to handle dynamic content, authentication, and order management [6]. Xi and Hamari (2021) conducted a systematic literature review on Virtual Reality in shopping contexts, identifying significant potential for VR to enhance customer engagement [2].

Table 1: Literature Survey

S.No	Author	Year	Description	Methodology	Outcome
1	Banerjee, A.	2016	Web content analysis of grocery websites	Content analysis	Identified usability gaps
2	Xi & Hamari	2021	VR in shopping: literature review	Systematic review	VR potential in retail
3	Bauerova, R.	2019	Online grocery acceptance	Consumer survey	Ease of use as key driver
4	Engelmann, T.	2019	VR potential in online retailing	Conceptual analysis	Enhanced immersive experience
5	Laudon & Traver	2020	E-commerce architectures	Theoretical framework	Improved platform design
6	Sommerville	2016	Software engineering concepts	Engineering principles	Strong development practices



7	Pressman & Maxim	2020	Software engineering methods	Practical approach	Improved software quality
---	------------------	------	------------------------------	--------------------	---------------------------

### 3. PROPOSED SYSTEM

The proposed system is a modular, web-based Online Grocery Shopping Platform designed to address the limitations of traditional and existing e-commerce systems. The platform provides customers with a streamlined interface for browsing, selecting, and ordering grocery products, while offering administrators a centralized panel for managing store operations.

#### 3.1 System Architecture

The system follows a three-tier layered architecture separating the presentation, application, and database concerns. The network architecture illustrating the communication between client, web server, and database is shown in Figure 2.

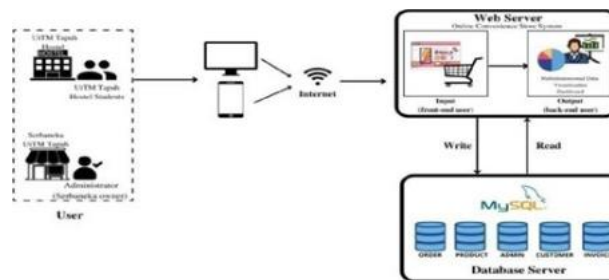


Figure 2: System Network Architecture

##### 3.1.1 Presentation Layer (Frontend)

Developed using HTML, CSS, and Django template language, the presentation layer provides a responsive and intuitive interface. Users can perform product browsing, search, cart management, wishlist operations, and order placement.

##### 3.1.2 Application Layer (Backend)

The backend is powered by Python Django, which handles all business logic including user authentication, session management, product queries, cart operations, and order processing.

##### 3.1.3 Database Layer

SQLite serves as the database management system, storing user profiles, product catalogs, category structures, cart records, and order histories. Django's ORM provides an abstraction layer ensuring efficient and secure data access.

##### 3.1.4 Admin Module



The Django admin panel empowers administrators to manage the platform without frontend development. Product additions, category updates, and order monitoring are handled through this interface.

### **3.2 System Modules**

#### **3.2.1 User Authentication Module**

Manages user registration and secure login. Sessions ensure authenticated users maintain secure access across pages.

#### **3.2.2 Product Management Module**

Administrators can add, update, and remove grocery products. Each product record includes name, price, description, category association, and image.

#### **3.2.3 Shopping Cart Module**

Users can add products to a cart, adjust quantities, and remove items before confirming an order.

#### **3.2.4 Wishlist Module**

Users can save products to a wish list for future reference, enhancing engagement without immediate commitment.

#### **3.2.5 Order Management Module**

On checkout, the system processes the order, stores it in the database, clears the cart, and presents order confirmation.

### **3.3 Proposed Algorithm**

The core shopping workflow follows a sequential process:

Step 1: System initialised; home page displayed.

Step 2: User authentication — new users register; existing users log in.

Step 3: Authenticated user presented with product categories and listings.

Step 4: User browses, views product details, adds items to cart or wishlist.

Step 5: User reviews cart and proceeds to checkout.

Step 6: System processes and records order in the database.

Step 7: Order confirmation displayed to user.

Step 8: Administrator manages products, categories, and orders via admin panel.



## 4. SYSTEM ARCHITECTURE

The system follows a three-tier layered architecture separating the presentation, application, and database concerns. The network architecture illustrating the communication between client, web server, and database is shown in Figure 2.

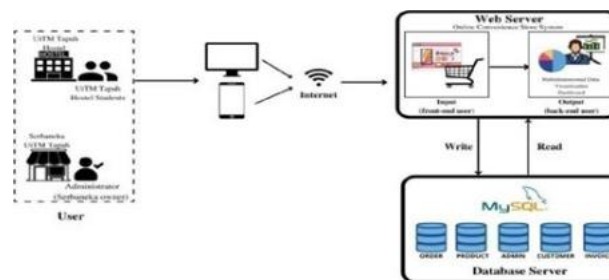


Figure 2: System Network Architecture

### 3.1.1 Presentation Layer (Frontend)

Developed using HTML, CSS, and Django template language, the presentation layer provides a responsive and intuitive interface. Users can perform product browsing, search, cart management, wishlist operations, and order placement.

### 3.1.2 Application Layer (Backend)

The backend is powered by Python Django, which handles all business logic including user authentication, session management, product queries, cart operations, and order processing.

### 3.1.3 Database Layer

SQLite serves as the database management system, storing user profiles, product catalogs, category structures, cart records, and order histories. Django's ORM provides an abstraction layer ensuring efficient and secure data access.

### 3.1.4 Admin Module

The Django admin panel empowers administrators to manage the platform without frontend development. Product additions, category updates, and order monitoring are handled through this interface.

## 3.2 System Modules

### 3.2.1 User Authentication Module

Manages user registration and secure login. Sessions ensure authenticated users maintain secure access across pages.



### 3.2.2 Product Management Module

Administrators can add, update, and remove grocery products. Each product record includes name, price, description, category association, and image.

### 3.2.3 Shopping Cart Module

Users can add products to a cart, adjust quantities, and remove items before confirming an order.

### 3.2.4 Wishlist Module

Users can save products to a wish list for future reference, enhancing engagement without immediate commitment.

### 3.2.5 Order Management Module

On checkout, the system processes the order, stores it in the database, clears the cart, and presents order confirmation.

## 3.3 Proposed Algorithm

The core shopping workflow follows a sequential process:

- Step 1: System initialised; home page displayed.
- Step 2: User authentication — new users register; existing users log in.
- Step 3: Authenticated user presented with product categories and listings.
- Step 4: User browses, views product details, adds items to cart or wishlist.
- Step 5: User reviews cart and proceeds to checkout.
- Step 6: System processes and records order in the database.
- Step 7: Order confirmation displayed to user.
- Step 8: Administrator manages products, categories, and orders via admin panel.

**4. SYSTEM DESIGN** The system follows a three-tier layered architecture separating the presentation, application, and database concerns. The network architecture illustrating the communication between client, web server, and database is shown in Figure 2.

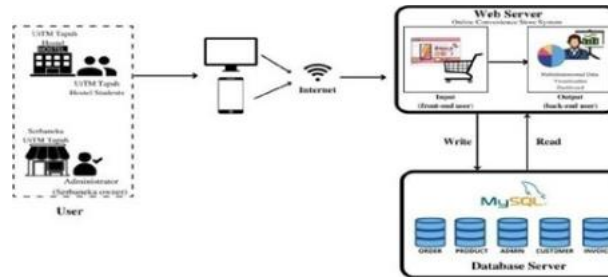


Figure 2: System Network Architecture

### 3.1.1 Presentation Layer (Frontend)

Developed using HTML, CSS, and Django template language, the presentation layer provides a responsive and intuitive interface. Users can perform product browsing, search, cart management, wishlist operations, and order placement.

### 3.1.2 Application Layer (Backend)

The backend is powered by Python Django, which handles all business logic including user authentication, session management, product queries, cart operations, and order processing.

### 3.1.3 Database Layer

SQLite serves as the database management system, storing user profiles, product catalogs, category structures, cart records, and order histories. Django's ORM provides an abstraction layer ensuring efficient and secure data access.

### 3.1.4 Admin Module

The Django admin panel empowers administrators to manage the platform without frontend development. Product additions, category updates, and order monitoring are handled through this interface.

## 3.2 System Modules

### 3.2.1 User Authentication Module

Manages user registration and secure login. Sessions ensure authenticated users maintain secure access across pages.

### 3.2.2 Product Management Module

Administrators can add, update, and remove grocery products. Each product record includes name, price, description, category association, and image.

### 3.2.3 Shopping Cart Module

Users can add products to a cart, adjust quantities, and remove items before confirming an order.



### 3.2.4 Wishlist Module

Users can save products to a wish list for future reference, enhancing engagement without immediate commitment.

### 3.2.5 Order Management Module

On checkout, the system processes the order, stores it in the database, clears the cart, and presents order confirmation.

## 3.3 Proposed Algorithm

The core shopping workflow follows a sequential process:

- Step 1: System initialised; home page displayed.
- Step 2: User authentication — new users register; existing users log in.
- Step 3: Authenticated user presented with product categories and listings.
- Step 4: User browses, views product details, adds items to cart or wishlist.
- Step 5: User reviews cart and proceeds to checkout.
- Step 6: System processes and records order in the database.
- Step 7: Order confirmation displayed to user.
- Step 8: Administrator manages products, categories, and orders via admin panel.

## 4. SYSTEM DESIGN

### 4.1 Use Case Diagram

The use case diagram in Figure 3 illustrates interactions between the Customer and the Online Grocery Shopping Platform. The customer can browse products, manage cart, place orders, and track deliveries. The system interacts with these use cases to fulfil requests.

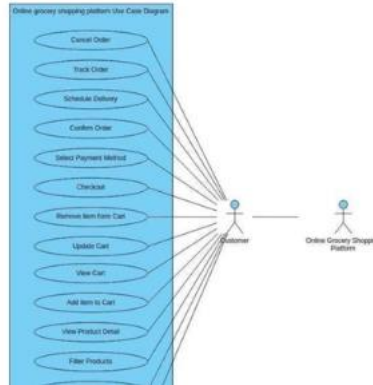


Figure 3: Use Case Diagram

### 4.2 Sequence Diagram

Figure 4 presents the complete system sequence diagram showing the order placement and admin interaction flow across frontend, backend services, databases, and payment gateway components.

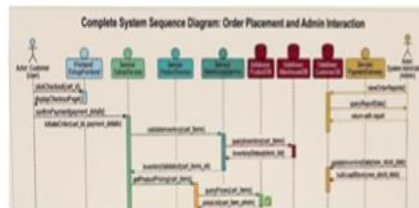


Figure 4: System Sequence Diagram – Order Placement and Admin Interaction

### 4.3 Activity Diagram

The activity diagram in Figure 5 illustrates the user workflow from searching or browsing products, adding to cart, viewing and updating the cart, through to checkout.

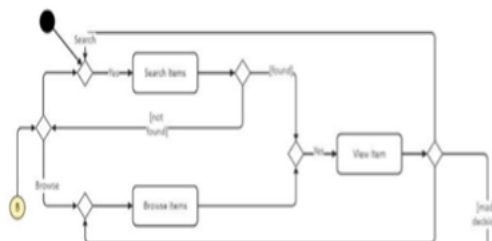


Figure 5: Activity Diagram

### 4.4 Entity-Relationship (ER) Diagram

Figure 6 presents the ER diagram of the database design. Five entities are defined: User, Product, Category, Cart, and Order, with appropriate primary keys, foreign keys, and relationships between them.



Figure 6: Entity-Relationship (ER) Diagram

## 5. RESULTS & DISCUSSIONS

The developed system was deployed locally using Django's development server and tested across all functional modules. Screenshots of the working system are presented below, followed by performance evaluation.

### 6.1 Screenshots of the Working System

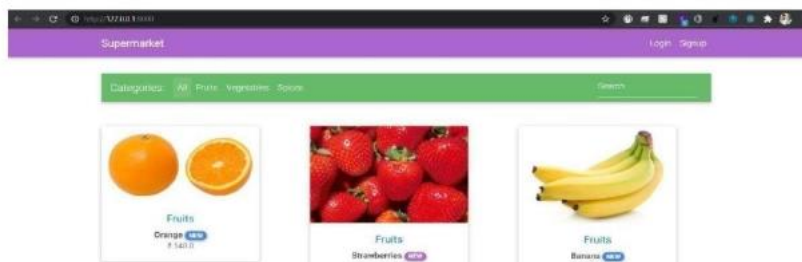


Figure 7: Homepage – Product Listing

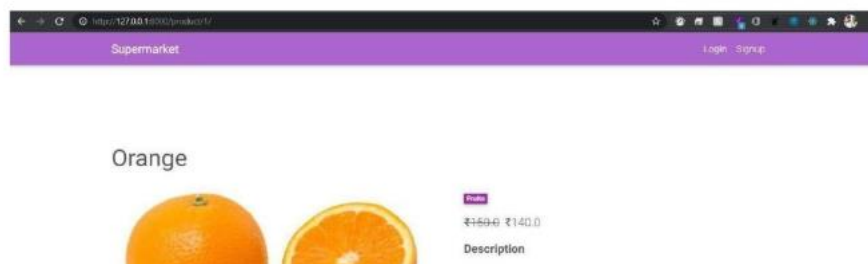


Figure 8: Product Detail Page



Country: (select country) Pincode: Zip code

Billing address is the same as my shipping address  
 Save as default shipping address  
 Use default shipping address: 8/113 Sec...

Billing address  
Address: 177A Bookler Street

Phone code: 91200

Fig 8.1.1: Address



Figure 9: Shopping Cart – Order Summary

### 8.1 Screenshots of the Working System

Supermarket Cart Logout

Checkout form

Shipping address  
Address: 177A Bookler Street  
Address 2 (optional): Apartment or suite

Your cart  
6x Orange per 2kg ₹1200  
Grocery code: 35656 ₹500

Figure 10: Checkout Form



Fig 8.1.3: Frontimage




Figure 11: Payment Page

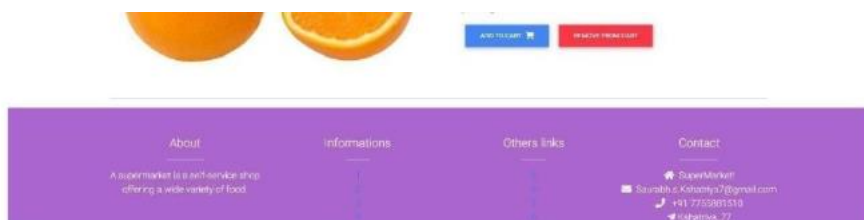


Fig 8.1.5: Product page



Figure 12: Sign In Page

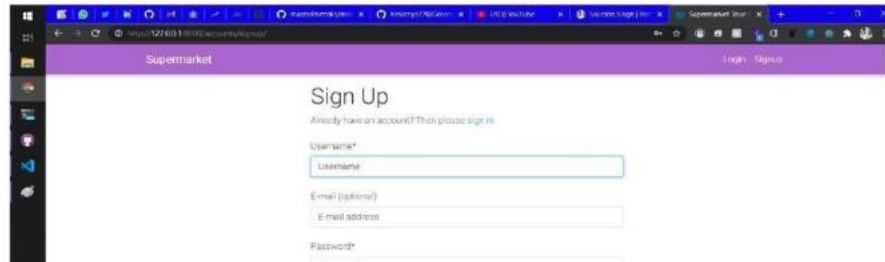


Figure 13: Sign Up Page

### 5.5 Performance Comparison Table

Response Time	Slow (manual processing)	Fast (automated)
Accessibility	Physical store only	Anytime via web browser
Product Availability	Manual checking	Real-time display
Order Processing	Time-consuming	Quick and automated
Inventory Management	Error-prone	Efficient via admin panel
Data Security	Minimal	Secure login and encryption
Scalability	Not scalable	Easily scalable
Error Rate	High (human errors)	Low (system automation)



Test Case	Module	Input	Expected Result	Status
TC_01	User Management	Valid credentials	Account created, redirect to home	Pass
TC_02	Authentication	Registered username & password	Successful login	Pass
TC_03	Shopping Cart	Select any product	Product added to cart	Pass
TC_04	Cart Management	Product in cart	Quantity updated or item removed	Pass
TC_05	Order Management	Cart items	Order stored, cart cleared, confirmation	Pass

The results demonstrate that the proposed Online Grocery Shopping System successfully addresses the key limitations identified in traditional and basic digital systems. By automating product management, order processing, and inventory tracking, the system significantly reduces administrative burden and human error.

From the customer perspective, the platform enhances convenience by enabling anytime access to products from any internet-connected device. The structured product categorization, along with intuitive cart and wishlist features, improves the decision-making process and overall shopping experience. Django's built-in authentication and session management ensures that user data is handled securely, addressing the security shortcomings commonly observed in traditional systems.

## 6. CONCLUSION

This paper presented the design, development, and evaluation of a web-based Online Grocery Shopping System using Python Django. The system provides a complete end-to-end solution encompassing user authentication, product browsing, cart management, wish list functionality, and order processing. Administrators benefit from a centralized management panel that streamlines inventory control and order monitoring.



Experimental evaluation confirmed that the system outperforms traditional approaches across key parameters including response time, accessibility, data security, and operational efficiency. The modular, open-source architecture ensures the system is both accessible to small retailers and scalable for larger deployments. The project also identifies a clear future trajectory involving Virtual Reality, Artificial Intelligence for personalized recommendations, and mobile application support.

## 7. FUTURE SCOPE

- ✓ Integration of online payment gateways (UPI, credit/debit cards, digital wallets).
- ✓ Development of a cross-platform mobile application (Android/iOS).
- ✓ Implementation of AI and Machine Learning for personalized product recommendations.
- ✓ Integration of Virtual Reality (VR) for an immersive virtual grocery store environment.
- ✓ Advanced search and filtering capabilities.
- ✓ Product review and rating systems.
- ✓ Real-time delivery tracking with push notifications.
- ✓ Migration to PostgreSQL or MySQL for production-scale deployments.

## REFERENCES:

- [1] Banerjee, A. (2016). Web Content Analysis of Online Grocery Shopping Websites in India. IIMA Research Paper.
- [2] Xi, N., & Hamari, J. (2021). Shopping in Virtual Reality: A Literature Review and Future Agenda. Journal of Business Research, Elsevier.
- [3] Bauer ova, R. (2019). Online Grocery Shopping Acceptance and Consumer Perception. Central European Business Review.
- [4] Engelmann, T. (2019). Potential of Virtual Reality for Online Retailing. International Journal of Virtual Reality.
- [5] Kotler, P., & Keller, K. L. (2016). Marketing Management. Pearson Education.
- [6] Laudon, K. C., & Traver, C. G. (2020). E-Commerce: Business, Technology, Society. Pearson Education.



- [7] Django Software Foundation. (2024). Django Web Framework Documentation.  
<https://docs.djangoproject.com>
- [8] Pressman, R. S., & Maxim, B. R. (2020). Software Engineering: A Practitioner's Approach, 9th Ed. McGraw-Hill Education.
- [9] Sommerville, I. (2016). Software Engineering. Pearson Education, 10th edition.
- [10] Vincent, W. S. (2020). Django for Beginners. Independently Published.